

Silicone Foam Dressing

Silicone Foam Dressing With Border

Size: 7.5cm x 7.5cm, 10cm x 10cm, 12cm x 12cm

Color: Pink, Skin

Product Structure & Composition

It is composed of Adhesive Polyurethane film, Polyurethane foam, Silicone gel and Release paper.



Waterproof PU film backing

- Water proof , anti-bacteria
- Prevent external friction
- Managing the Microenvironment



Foam absorbent layer

- Offers additional comfort & cushioning protection
- Great fluid handling capacity
- Maintain a wet healing environment



Foam edge sealing technology

- Tight fit, lock exudate without leakage
- Reduce external friction.



Silicone wound contact layer

- Provides gentle care for fragile & sensitive skin
- Gentle self-adhesion



Imported and supplied by

amigo care dhaka
Trusted Advance Wound Care Solution

We deliver prestigious certified products



Silicone Foam Dressing

Silicone Foam Dressing With Border

Size: 7.5cm x 7.5cm, 10cm x 10cm, 12cm x 12cm

Color: Pink, Skin



PRODUCT FEATURES

- Reduce Surgical Site Infections
- Reducing the Darkness of Scars
- Reduced Dressing Changes
- Enhanced faster Healing
- Can Lift and re-adhere
- Water proof
- Maintains a Moist Environment
- Protection Against Infection
- Comfort and Pain Reduction
- Thin and Low Profile edge
- Minimal Trauma During Dressing Changes

How to Apply

Assess the Wound:

- Note any signs of infection, such as redness, warmth, swelling, or increased pain.
- Examine the wound to assess its size, depth, & the amount of exudate (fluid drainage)

Cleanse the Wound

- Cleanse the wound using a prescribed wound cleaning solution or sterile saline solution, as per healthcare provider's instructions.
- Gently irrigate or cleanse the wound to remove debris and excess exudate.
- Pat the wound dry with sterile gauze or a clean, lint-free cloth, if needed.

Apply the Silicone Care Ultrathin

- Open the packaging of the silicone foam dressing while wearing clean gloves.
- Carefully remove the dressing from its packaging, taking care not to touch the adhesive side with your fingers.
- Place the dressing directly over the wound, ensuring it covers the entire wound bed.
- Press down gently to secure the adhesive border to the surrounding skin.

Wear time: Up to 7 days

Age Limits: No Age limits



Imported and supplied by

amigo care dhaka
Trusted Advance Wound Care Solution

We deliver prestigious certified products



Transparent Dressing

Polyurethane Transparent Dressing

Size: 6cm x 7cm, 10cm X 12cm



■ STRUCTURE



Lable Paper
— Record Information

**Highly Breathable
PU Film**

- waterproof and breathable
- soft and anti-bacteria

**Acrylic Pressure-sensitive
Adhesive**

- medical grade adhesive
- hypoallergenic



Imported and supplied by

amigo care dhaka
Trusted Advance Wound Care Solution

We deliver prestigious certified products

FDA

CE



Transparent Dressing

Polyurethane Transparent Dressing

Size: 6cm x 7cm, 10cm X 12cm

Transparent Dressing are commonly used in hospitals, clinics, and other healthcare settings to ensure the safety, comfort, and effectiveness of IV therapy. Healthcare providers should follow best practices for securement and dressing application to maximize the benefits of these devices and minimize complications related to IV catheter use



Advantages

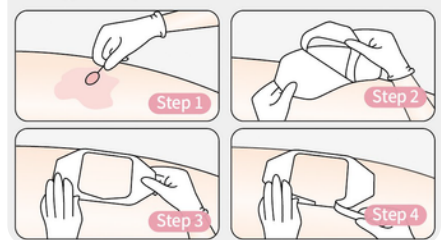
- Securement
- Protection
- Visibility
- Comfort
- Stabilization
- Minimize Tension
- Ease of Application
- Reduced Discomfort
- Facilitate Site Inspection
- Patient Education

How to Apply

Prepare the Work Area

- Ensure that you're working in a clean and well-lit area.
- If the IV insertion site appears dirty or if there are any signs of contamination, clean the area with sterile saline or an antiseptic wipe
- Gently peel the protective backing from the transparent IV fixator, exposing the adhesive side.
- Add a little bit of body textUsing the other hand, carefully apply the adhesive side of the IV fixator over the catheter hub and the insertion site. Ensure that the catheter remains securely in the vein.
- Press down firmly along the edges of the fixator to adhere it to the skin. Make sure there are no wrinkles or air bubbles under the fixator.

Usage Steps



Wear time: Up to 3 days


Silicone Foam Dressing

Silicone Foam Dressing With Border

Size: 10cm x 20cm

Color: Pink, Skin

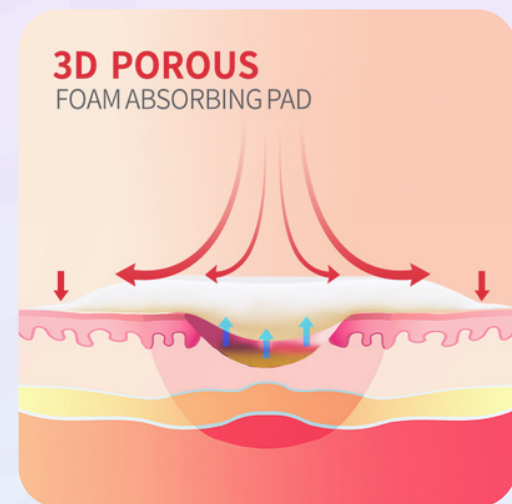
Tailored design for covering Cesarean section incision sites



Cesarean Care Ultrathin have several potential benefits when used for the management of cesarean section incisions. These benefits can contribute to improved wound healing and patient comfort during the postoperative recovery period. Here are some of the advantages of using silicone foam dressings for C-section incisions

Advantages

- Reduce Surgical Site Infections
- Reducing the Darkness of Scars
- Reduced Dressing Changes
- Enhanced faster Healing
- Can Lift and re-adhere
- Water proof
- Maintains a Moist Environment
- Protection Against Infection
- Comfort and Pain Reduction
- Thin and Low Profile edge
- Minimal Trauma During Dressing Changes



pH Value: 5.0~9.0

Appearance

The dressings is clean, uniform thickness and color, free from damage and foreign matter, silicone film is smooth and no damage, the hole is well distributed, the core is in the middle of the dressing, the colorful backing is smooth.

Silicone residue:: It should be no obvious residual gel on the release film.

Silicone adhesiveness: It should be able to adhesive up and keep it for more than 30 seconds.



Imported and supplied by

amigo care dhaka
Trusted Advance Wound Care Solution

We deliver prestigious certified products



Silicone Foam Dressing

Silicone Foam Dressing With Border

Size: 10cm x 20cm

Color: Pink, Skin

Apply the Silicone Care Ultrathin

- Cleanse the wound using a wound cleaning solution or sterile saline solution, as per healthcare provider's instructions.
- Choose a silicone foam dressing that is large enough to cover the entire incision area, with some overlap onto healthy skin for better adhesion.
- Carefully place the silicone foam dressing over the cesarean section incision, ensuring that it covers the entire incision and adheres well to the surrounding healthy skin.
- Press down gently to secure the adhesive border to the surrounding skin.
- If the silicone foam dressing includes adhesive strips for securing the edges, apply these strips over the dressing's edges to prevent them from lifting.

Contraindications

Do not use Cesarean Care Ultrathin on patients with known sensitivity to silver or any other contents of the dressing.

Warnings

- Cesarean Care Ultrathin is single use. Do not reuse.
- Do not use it if the pouch is damaged or opened prior to use.
- Do not suggest using this product on dry wound.
- Do not use Cesarean Care Ultrathin foam dressing together with oxidant, such as hypochlorite solutions or hydrogen peroxide.

Wear time: Up to 7 days



Imported and supplied by

amigo care dhaka
Trusted Advance Wound Care Solution

We deliver prestigious certified products

